



# Microfinance for water supply services

A, C, F, 2006  
B, C, D  
E, DF, 2020

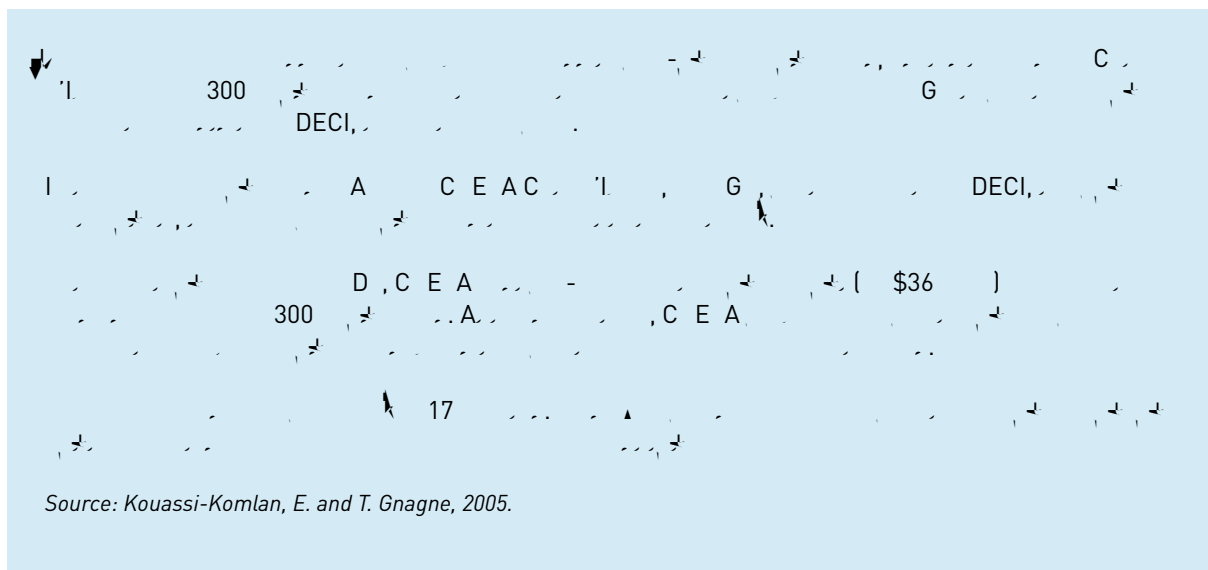
## Introduction

D, G, DG, F  
A, 2005, ICICI  
C, D, B, C, B  
H, (, )

## What is micro-finance


H, (, )  
G, B, B, 1976,  
B, FL, )






Source: Kouassi-Komlan, E. and T. Gnagne, 2005.

### Independent providers





## Limitations of Microfinance in water supply



B

G

FL

.....





1. The following table shows the results of a survey of 100 people. The first column shows the age group, the second column shows the number of people in each age group, and the third column shows the number of people in each age group who are employed.

2. The following table shows the results of a survey of 100 people. The first column shows the age group, the second column shows the number of people in each age group, and the third column shows the number of people in each age group who are employed.

3. The following table shows the results of a survey of 100 people. The first column shows the age group, the second column shows the number of people in each age group, and the third column shows the number of people in each age group who are employed.

4. The following table shows the results of a survey of 100 people. The first column shows the age group, the second column shows the number of people in each age group, and the third column shows the number of people in each age group who are employed.

.....

.....

.....

.....



---

A DFID

C

H



EDC

H↓

EDC

Water Engineering and Development Centre  
School of Architecture, Building and Civil Engineering  
Loughborough University  
Leicestershire LE11 3TU UK

Tel: +44 (0) 1509 222885  
E: [edc@lboro.ac.uk](mailto:edc@lboro.ac.uk)  
www.edc.lboro.ac.uk

---